



PPS

PORTABLE POWER SUPPLY

Disclaimer	A
About ActSafe	B
Safety messages and warnings	C
Product safety	D
System description	E
Pre-use inspection and connection	F
General safety operating guidelines	G
Set-up	H
Trouble-shooting guide	I
Performance	J
Warranty terms	K
Declaration of conformity	L
Technical data	M

A

DISCLAIMER

This manual is intended for use with the ActSafe Portable Power Supply which is only to be used in combination with the ActSafe ACCII Power Ascender. It must be read in conjunction with the existing ACCII manual.

ActSafe Systems AB, our partners and subsidiaries disclaim any liability for damages, injuries or death resulting from the use or misuse of an ActSafe Portable Power Supply.

As ActSafe Systems AB has no control over the use of this equipment; the person using this equipment assumes all risk of damage, injuries or death resulting from such use. It is expressly understood and agreed by the buyer, or any subsequent user of the ActSafe Portable Power Supply, that ActSafe Systems AB and/or the seller cannot be held liable or accountable for damages, injuries or death resulting from the use of the ActSafe Portable Power Supply, and makes no warranty, either expressed or implied, or otherwise, beyond that expressed herein.

ActSafe Systems AB disclaims any liability in tort for damages or direct or consequential personal injuries or death resulting from a malfunction or from a defect in design, manufacturing, materials or workmanship, whether caused by negligence on the part of ActSafe Systems AB or otherwise.

ActSafe expressly disclaims liability for errors or omissions in this information and materials. This information may be subject to change without notification.

B

We are completely committed to our customers and do our utmost to deliver top quality products and service.



ABOUT ACTSAFE

ActSafe is a pioneer in developing powered rope ascenders and have been delivering high performance equipment since 1997.

ActSafe has a worldwide distribution network of dedicated experts selling our innovative products to a wide variety of users. Our products have been successfully used for installing fireworks at the top of the Eiffel Tower, hostage rescues from pirates at sea and providing essential logistical support in offshore wind turbines.

ActSafe products are redefining the possibilities for work in a vertical environment. Today, as leaders in our field, we set the standard that others follow.

C

SAFETY MESSAGES AND WARNINGS

This manual details information on features and safety. However, this manual cannot replace the need for training and experience. The ActSafe Portable Power Supply must only be used by operators who have undergone the proper training.

Safety messages of extra importance are highlighted throughout this manual using the signals 'danger', 'caution', 'recommendation' and 'note'.



DANGER

Not following instructions or training methods may result in **SERIOUS INJURY** or **DEATH**.



CAUTION

Not following instructions or training methods may result in **INJURY**, or **DAMAGE TO PROPERTY**.



RECOMMENDATION

Instructions and tips on how best to use the Power Supply.



Note

Important information on the use of the equipment connected to the Power Supply.

D

PRODUCT SAFETY



The ActSafe Portable Power Supply is only to be used in conjunction with the ACCII Power Ascender.

The Power Supply must not be used in any of the following circumstances:

- » For any use other than that for which it has been designed
- » In an explosive environment
- » In a wet environment
- » If modified in any way by anyone other than ActSafe Systems
- » After a free fall from any height greater than 1m onto a hard surface
- » If subjected to misuse in any way as parts or components may have been damaged.

Do not:

- » Use the Power Supply to charge any batteries
- » Open the Power Supply under any circumstances
- » Use any parts that are not original/ supplied by ActSafe



CAUTION

If unclear of the condition of the Power Supply, it must be inspected by ActSafe Systems or an ActSafe approved distributor.




DANGER

Read the manual carefully and ensure that you have understood its contents. Not following these instructions carefully may result in serious injury or death.

E

SYSTEM DESCRIPTION



Machine Rating Label

This Power Supply is supplied with a machine rating label attached to the housing. This label must not be removed.

POWER SUPPLY
May ONLY be connected to a grounded outlet

INPUT: 230V, 50-60Hz, 10A
OUTPUT: 48VDC, 50A
WEIGHT: 8 kg

CE

WARNING: READ INSTRUCTIONS BEFORE USE

Serial Number:

ActSafe Systems AB
Saptha original 11, SE-437 33 Lundome
www.actSAFE.se
Made in Sweden

Year of Manufacture


F

PRE-USE INSPECTION AND CONNECTION

Pre-use inspection:

Perform before every use a pre-use check of the ActSafe Portable Power Supply:

1. Check main supply cable and plug for damage. If damaged, contact your ActSafe distributor for repairs
2. Check Ascender connection cable for damage. Shall be replaced if damaged
3. Check housing of Power Supply for damage. If damaged, contact your ActSafe distributor for repairs



Connecting Power Supply:

1. Make sure the Power Supply is installed in a secure place
2. Connect the Power Supply cable between the Power Supply and Ascender
3. Connect the power cable to the socket and check if the led on the Power Supply switches on
4. Switch on the ACCII Ascender
5. You are ready to go

G

GENERAL SAFETY OPERATING GUIDELINES



- » Use only approved and inspected equipment
- » Make sure you have a steady 220 V 50/60 Hz grounded power source that can deliver 10 A
- » Do not connect the Power Supply in a wet environment – risk of electric shock!
- » Do not cover the Power Supply while in use – risk of overheating!
- » Secure the Power Supply when working at height

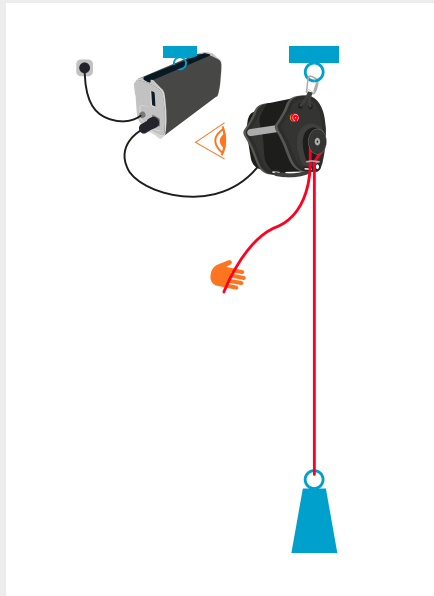
Inspection intervals

The ActSafe Portable Power Supply must be checked before and after every use and must be subject to at least one inspection per year. National regulations may require more frequent inspections.

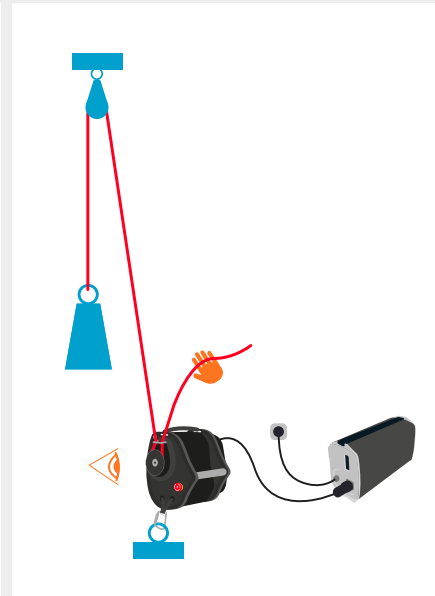
H

SET-UP

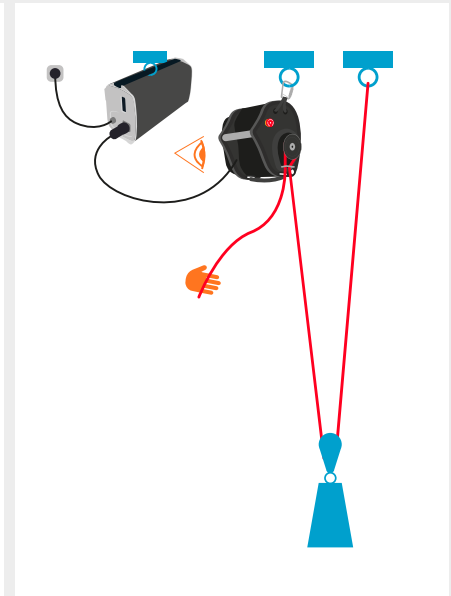
The ActSafe Portable Power Supply should only be used in applications where the Ascender is rigged to an anchor and therefore remains in a fixed position where the Power Supply can easily be connected to a 220V socket. The Power Supply must not be used connected to long power cables whilst moving the Ascender up and down the rope. These illustrations are intended to be used only as an indication of the position of the Power Supply. Please refer to the ACCII Manual for further details on the correct use of the ACCII Ascender.



Top rigged



Bottom rigged



Pulley system top rigged

TRUBLE-SHOOTING GUIDE

If you need further assistance or are in any doubt, please contact ActSafe Systems or an ActSafe approved distributor.

Problem	Probable cause	Remedy
No power to Power Supply, red LED off	Power Supply not plugged in socket Power circuit fuse blown; Too high power consumption Power circuit fuse blown; Short circuit	Check that the Power Supply is plugged-in Unplug other devices from the power circuit Check for damage to cables or for water and/or humidity in close proximity of all power connections
Ascender is not working, Power Supply LED is blinking	Overheating due to prolonged lowering Overheating due to bad ventilation	Let Power Supply cool down until LED is steadily lit. Perform lowering operations with more cooling intervals to prevent the Power Supply overheating Ensure air vent is not covered. Ensure that outside temperature is not too high
Ascender is not working, Power Supply LED is on	No power to Ascender Overheating of Ascender (feel chassis)	Disengage the emergency stop. Check ACC Power Supply cable Let Ascender cool down and perform lifting with more frequent cooling intervals

J

PERFORMANCE

ActSafe Portable Power Supply

The Power Supply is a nearly unlimited source of power that enables you to carry out extensive lifting with ACCII Power Ascenders almost continuously without reliance on batteries.

The limits of this system will only be reached under extreme conditions. Lowering high loads over long distances will cause the Power Supply to become hot and eventually switch itself off due to the in-built overheating protection system. This is indicated by the LED flashing, once the Power Supply has cooled down the LED will revert to its normal 'on' state and the Power Supply may be used again.



Note

Once the Ascender/Power Supply has overheated initially, an extended cooling period is recommended to prevent an immediate recurrence.

ACCII

The nearly unlimited supply of power will have, under extreme conditions, an effect on the ACCII Ascender. When lifting high loads over long distances the ACCII Ascender will become hot and may eventually switch itself off due to the in-built overheating protection system. The Ascender can be switched on when cooled down and may be used again.

Speed

The Power Supply enables a higher maximum lifting speed of 25 m/min for the ACCII Ascender.

Laboratory tests have shown that the overheat protection will be activated in the following circumstances:

Load	Maximum distance before overheating	
	ACC (Lifting)	PPS (Lowering)
100 kg	400 m	500 m
200 kg	100 m	100 m



CAUTION

When lowering heavy loads for long distances the aluminium side-panels of the Power Supply may become hot and should not be touched. It is also advisable to wear protective gloves.



WARRANTY TERMS

ActSafe Systems AB ("ActSafe") guarantees The ActSafe Portable Power Supply ("product") purchased to be free from defects resulting from the use of faulty parts or poor workmanship during its manufacture subject to terms of the limited warranty ("warranty") given below.

- » The claim will have to be made within the warranty period, i.e. one year from delivery unless otherwise agreed
- » ActSafe will repair or, if necessary in ActSafe's opinion, replace any defective parts and correct any problems resulting from poor workmanship free of charge
- » ActSafe reserves the right to use reconditioned parts with performance parameters equal to those of new parts in connection with any services performed under ActSafe's limited warranty

Claim under ActSafe's warranty

Claims under ActSafe's warranty may be made only by those customers who have the original sales invoice.

The warranty does not apply if:

- » A damage or defect has occurred due to physical breakage, electrical faults external to the product, water penetration of the product, abuse or events of force majeure
- » The product is modified, maintained or repaired by a party not authorized by ActSafe
- » The product is maintained and operated in ways other than as recommended by ActSafe
- » The serial number stickers have been removed or tampered with.
- » A non ActSafe certified product is added on to the product

Warranty Limitations

The warranty is not transferable from one user/customer to another.

The warranty does not extend to parts or products requiring replacement due to normal wear and tear, corrosion, rust, stain, etc.,

Any service, repair or replacement not within the scope of ActSafe's coverage shall be subject to the rates and terms of the ActSafe approved service center performing such service.

Except for the warranties set forth herein,

ActSafe disclaims all other warranties, express or implied or statutory, including, but not limited to the implied warranties of merchantability or fitness for a particular purpose. Any implied warranties that may be imposed by applicable law are limited to the duration of this limited warranty. In no event shall ActSafe be liable for any incidental, special or consequential damages, consequential human injury or loss, including, but not limited to loss of business, profits or use whether in an action in contract or tort or based on a warranty arising out of or in connection with the use or performance of the product or any ActSafe supplied accessories which accompanies the product even if ActSafe has been advised of the possibility of such damages.

The customer agrees that repair or replacement, as applicable, under the warranty services described herein are the sole and exclusive remedies with respect to any breach of the ActSafe's limited warranty set forth herein.

If any provisions of this limited warranty are held to be unenforceable or illegal, the continuation of the other provisions will not be affected. This warranty will also not affect the customer's mandatory rights under applicable Swedish laws.



DECLARATION OF CONFORMITY

EC DECLARATION OF CONFORMITY

Machinery Directive 2006/42/EC

Manufacturer:

ActSafe Systems AB, Sagbäcksvägen 13, 437 31 Lindome, Sweden

It is hereby certified that the following product

is made according to:

Description, ID/mark, type:

ActSafe Power Supply for ACC II

Serial Number:

Notified body if any:

Danish Technological Institute

Id. No.:

0396

EEC-type certificate:

TI-14-MD-0419

DIRECTIVE 2006/42/EC
DIRECTIVE 2004/108/EC
DIRECTIVE 2006/95/EC

Harmonised standards:*

EN 61000-6-2:2005
EN 61000-6-3:2007
EN 60204-1:2006
EN 60335-1:2012

*Where parts of harmonised standards

Name

Magnus Glans

Job title

Managing Director

Signature

Place and Date

Lindome 2015-04-07



ActSafe Systems AB
Sagbäcksvägen 13
437 31 Lindome
Sweden

T: +46 31 65 56 60
E: info@actsafe.se



HAND-BUILT
IN SWEDEN



PPS TECHNICAL DATA

Power input	230 VAC, 50-60 Hz, 10 A
Power output	48V DC, 50 A
Weight	8 kg
Dimensions	42x24x16 cm
Protection classification	IP 55
Ascender cable length	3 m
Mains cable length	2.2 m

PPS WITH CARRY CASE

Total weight: Case & PPS	12.6 kg
Case dimensions	44x57x22 cm
Case protection classification	IP 67

DISTRIBUTOR



ActSafe Systems AB
Sagbäcksvägen 13
SE-43731 Lindome, Sweden

T: +46 31 65 56 60
E: info@actsafe.se

© 2015 ActSafe Systems AB